

# CZS600-2

2V 600AH

OPzS



## CZS600-2

Awaiting Image

## Physical Specification


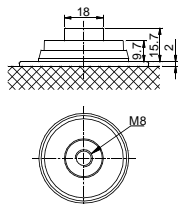
Part Number	CZS600-2
Length	145 ± 2 mm
Width	206 ± 2 mm
Container Height	646 ± 2 mm
Total Height (with terminal)	701 ± 2 mm
Without Electrolyte	33.4 kg
With Electrolyte	45.4 kg

## Specifications

	Nominal Voltage	2V
	Nominal Capacity (10HR)	600AH
<b>Terminal Type</b>	Standard Terminal	M8
<b>Container Material</b>	Standard Option	SAN transparent container
<b>Rated Capacity</b>	10hr, 1.80V/cell, 25°C	600.0 AH/60.0A
	5hr, 1.75V/cell, 25°C	533.0 AH/106.6A
	3hr, 1.75V/cell, 25°C	462.6 AH/154.2A
	1hr, 1.60V/cell, 25°C	342.6 AH/342.6A
<b>Max Discharge Current</b>	4800A (5s)	
<b>Internal Resistance</b>	Approx 0.45mΩ	
<b>Charging Characteristics</b>	Floating Voltage	2.23V ~ 2.25V at 20°C Temp.
	Boost charge	2.30V ~ 2.40V at 20°C Temp.
	Charging current (max)	0.1CA
	Temp. Coefficient	-3mV/°C
	Type and number of poles	M8/2
<b>Discharge Characteristics</b>	Operating Temp. Range	Discharge: -15 ~ 55°C
		Charge: 0 ~ 45°C
		Storage: -15 ~ 45°C
	Capacity affect by Temperature	40°C 103%
		25°C 100%
		0°C 86%
<b>Design Floating Life at 20°C</b>	20 Years	
<b>Self Discharge</b>	Canbat batteries may be stored for up to 6 months at 25°C(77°F) and then a refresh charge is required. For higher temperatures the time interval will be shorter.	

## Dimensions

### M8 Terminal



ALL DATA IS SUBJECT TO CHANGE WITHOUT NOTICE

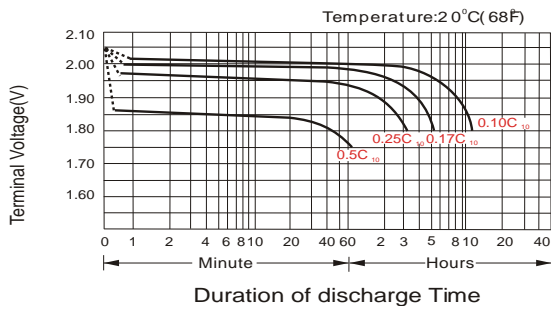
### Constant Current Discharge (Amperes) at 20°C

F.V/ Time	30min	45min	1h	1.5h	2h	3h	4h	5h	6h	8h	10h	20h
1.60V/cell	454.8	395.2	342.6	270.0	223.2	166.8	134.1	113.4	98.2	77.7	64.2	34.8
1.65V/cell	427.2	380.0	331.2	263.2	218.1	164.0	132.2	111.9	96.8	76.7	63.4	34.5
1.70V/cell	405.6	358.4	318.6	254.8	213.0	159.2	129.2	109.5	95.0	75.4	62.4	34.0
1.75V/cell	380.4	341.6	302.4	242.8	204.0	154.2	125.3	106.6	92.7	74.1	61.3	33.4
1.80V/cell	338.4	308.0	278.4	227.6	191.7	146.4	119.9	102.2	89.3	72.1	60.0	32.8
1.85V/cell	270.0	255.2	238.2	202.4	174.0	134.0	110.9	95.8	84.1	68.5	57.4	31.5

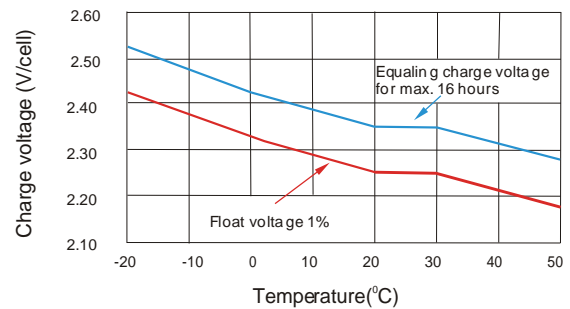
### Constant Power Discharge (Watts) at 20°C

F.V/ Time	30min	45min	1h	1.5h	2h	3h	4h	5h	6h	8h	10h	20h
1.60V/cell	776.3	691.6	608.3	485.4	405.9	305.5	247.8	211.0	183.8	146.1	121.2	66.0
1.65V/cell	745.1	672.9	592.9	475.5	398.6	301.9	245.4	209.2	182.2	145.0	120.3	65.7
1.70V/cell	717.1	641.3	574.7	463.4	391.0	294.5	240.6	205.5	179.3	143.0	118.7	65.0
1.75V/cell	683.9	617.7	550.6	444.8	377.2	287.0	234.5	201.0	175.6	141.1	117.3	64.2
1.80V/cell	616.6	565.5	513.4	421.7	357.6	274.6	225.9	193.6	170.2	138.0	115.4	63.3
1.85V/cell	500.3	475.3	445.7	380.2	328.2	254.0	211.1	183.0	161.5	132.2	111.3	61.4

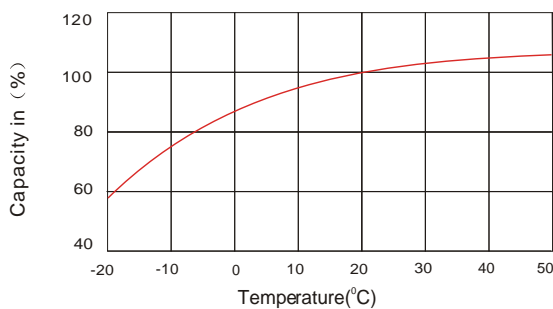
### Discharge Characteristics



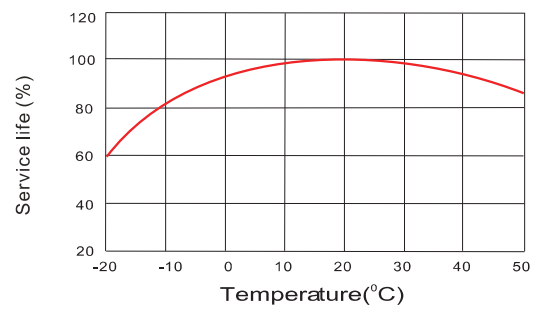
### Float Charging Characteristics



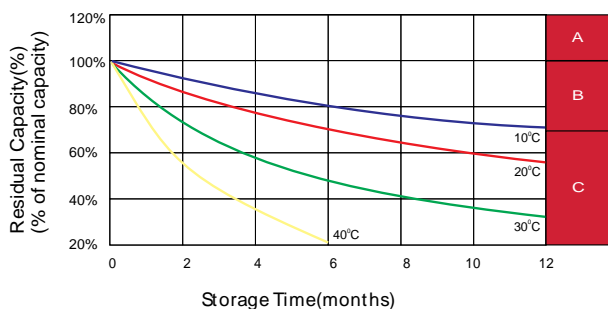
### Temperature Effects in Relation to Battery Capacity



### Effect of Temperature on Long Term Float Life



### Self Discharge Characteristics



**A**

No supplementary charge required  
(Carry out supplementary charge before use if 100% capacity is required.)

**B**

Supplementary charge required before use. Optional charging way:  
1. Charged for above 3 days at current 0.1C A and constant voltage 2.25V/cell.  
2. Charged for above 20 hours at current 0.1C A and constant voltage 2.45V/cell.  
3. Charged for 8~10 hours at limited current 0.05CA.

**C**

Supplementary charge may often fail to recover the capacity.  
The battery should never be left standing till this is reached.