

CZS490-2

2V 490AH

OPzS



CZS490-2

Awaiting Image

Physical Specification

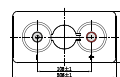
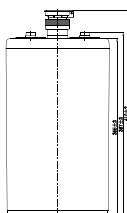
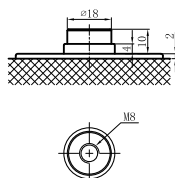
Part Number	CZS490-2
Length	166 ± 2 mm
Width	206 ± 2 mm
Container Height	471 ± 2 mm
Total Height (with terminal)	526 ± 2 mm
Approx Weight without / with Electrolyte	28.0kg / 38.0kg

Specifications

	Nominal Voltage	2V
	Nominal Capacity (10HR)	509.0AH
Terminal Type	Standard Terminal	-
	Optional Terminal	-
Container Material	Standard Option	SAN transparent container
Rated Capacity	(100 hr, 1.80V/cell, 20°C)	602.7
	(10 hr, 1.80V/cell, 20°C)	509.0 AH/50.9A
	(5 hr, 1.75V/cell, 20°C)	466.5 AH/93.3A
	(3 hr, 1.75V/cell, 20°C)	409.2 AH/136.4A
Max Discharge Current	3920A (5s)	
Internal Resistance	Approx 0.50mΩ	
Discharge Characteristics	Operating Temp. Range	Discharge: -15 ~ 50°C Charge: 0 ~ 40°C Storage: -15 ~ 40°C
	Type and number of poles	F8/2
	Charging	Floating voltage: 2.23V~2.25V at 20°C Temp. Boost charge: 2.30V~2.40V at 20°C Temp. Charging current(max.): 0.1CA Temp.Coefficient -3mV/°C
	Capacity affected by Temperature	40°C 103% 25°C 100% 0°C 86%
Design Floating Life at 20°C	20 Years	
Self Discharge	Canbat CZS batteries may be stored for up to 6 months at 25°C and then a refresh charge is required. For higher temperatures the time interval will be shorter.	

Dimensions

Terminal



ALL DATA IS SUBJECT TO CHANGE WITHOUT NOTICE

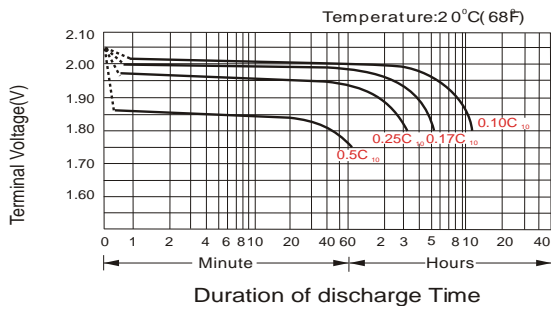
Constant Current Discharge (Amperes) at 20°C

F.V/Time	30min	45min	1h	1.5h	2h	3h	4h	5h	6h	8h	10h	20h
1.60V/cell	513.5	407.0	333.2	248.3	198.5	145.4	116.8	98.7	85.3	67.4	55.5	30.1
1.65V/cell	473.3	382.2	317.5	240.4	194.5	143.4	115.4	97.1	84.3	66.5	55.0	29.6
1.70V/cell	433.2	355.4	300.9	229.3	188.7	140.4	113.4	95.4	83.1	65.4	53.9	29.2
1.75V/cell	397.9	331.9	282.2	219.8	181.3	136.4	110.4	93.3	80.7	64.1	52.5	28.9
1.80V/cell	345.4	293.3	253.5	202.5	169.7	128.3	105.0	88.9	78.2	62.8	50.9	28.5
1.85V/cell	267.5	234.5	211.7	174.1	149.9	117.6	98.0	84.5	74.5	59.6	49.0	27.5

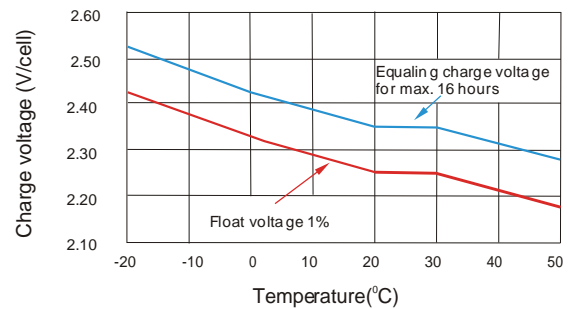
Constant Power Discharge (Watts) at 20°C

F.V/Time	30min	45min	1h	1.5h	2h	3h	4h	5h	6h	8h	10h	20h
1.60V/cell	876.6	712.3	591.6	446.3	360.9	266.4	215.8	183.6	159.6	126.7	104.8	57.0
1.65V/cell	825.6	676.8	568.4	434.4	355.5	263.9	214.3	181.6	158.7	125.7	104.3	56.4
1.70V/cell	765.8	635.9	542.7	417.1	346.3	259.7	211.3	179.0	156.9	124.1	102.7	55.9
1.75V/cell	715.3	600.2	513.9	402.7	335.2	253.8	206.8	175.9	152.9	122.0	100.5	55.4
1.80V/cell	629.4	538.6	467.5	375.3	316.6	240.6	197.8	168.5	149.0	120.2	97.9	55.1
1.85V/cell	495.8	436.9	396.1	327.0	282.8	222.9	186.5	161.5	143.1	115.0	95.0	53.6

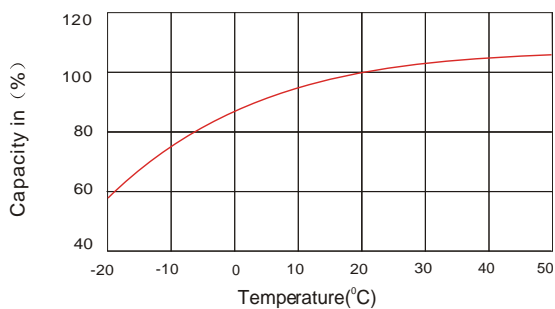
Discharge Characteristics



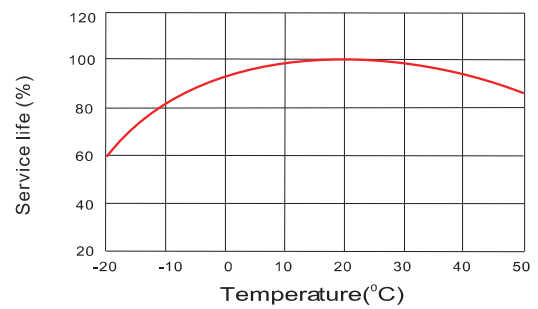
Charge voltage Vs ambient temperature curve



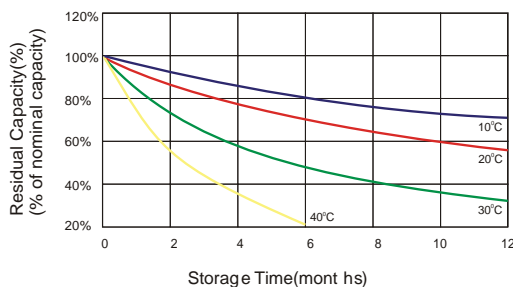
Discharge capacity Vs Ambient temperature curve (1I0A)



Relation curves of service life and ambient temperature



Self Discharge Characteristics



No supplementary charge required (Carry out supplementary charge before use if 100% capacity is required.)

Supplementary charge required before use. Optional charging way:
 1. Charged for above 3 days at current 0.1C A and constant voltage 2.25V/cell.
 2. Charged for above 20 hours at current 0.1C A and constant voltage 2.45V/cell.
 3. Charged for 8~10 hours at limited current 0.05CA .

Supplementary charge may often fail to recover the capacity. The battery should never be left standing till this is reached.

ALL DATA IS SUBJECT TO CHANGE WITHOUT NOTICE