

# CZS300-2

2V 300AH

OPzS



## CZS300-2

Awaiting Image

## Physical Specification


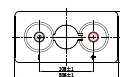
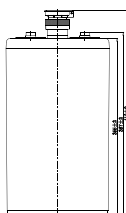
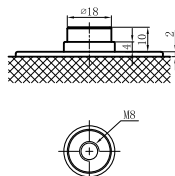
Part Number	CZS300-2
Length	145 ± 2 mm
Width	206 ± 2 mm
Container Height	355 ± 2 mm
Total Height (with terminal)	410 ± 2 mm
Approx Weight without / with Electrolyte	18.5kg / 24.5kg

## Specifications

	Nominal Voltage	2V
	Nominal Capacity (10HR)	312.0AH
Terminal Type	Standard Terminal	-
	Optional Terminal	-
Container Material	Standard Option	SAN transparent container
Rated Capacity	(100 hr, 1.80V/cell, 20°C)	369 AH/369A
	(10 hr, 1.80V/cell, 20°C)	312.0 AH/31.2A
	(5 hr, 1.75V/cell, 20°C)	284.0 AH/56.8A
	(3 hr, 1.75V/cell, 20°C)	249.3 AH/83.1A
Max Discharge Current	2400A (5s)	
Internal Resistance	Approx 0.70mΩ	
Discharge Characteristics	Operating Temp. Range	Discharge: -15 ~ 50°C Charge: 0 ~ 40°C Storage: -15 ~ 40°C
	Type and number of poles	F8/2
	Charging	Floating voltage: 2.23V~2.25V at 20°C Temp. Boost charge: 2.30V~2.40V at 20°C Temp. Charging current(max.): 0.1CA Temp.Coefficient -3mV/°C
	Capacity affected by Temperature	40°C 103% 25°C 100% 0°C 86%
Design Floating Life at 20°C	20 Years	
Self Discharge	Canbat CZS batteries may be stored for up to 6 months at 25°C and then a refresh charge is required. For higher temperatures the time interval will be shorter.	

## Dimensions

### Terminal



ALL DATA IS SUBJECT TO CHANGE WITHOUT NOTICE

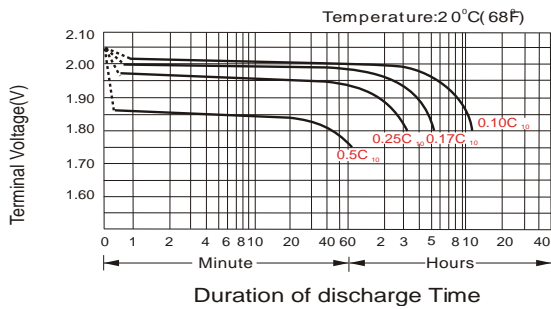
### Constant Current Discharge (Amperes) at 20°C

F.V/Time	30min	45min	1h	1.5h	2h	3h	4h	5h	6h	8h	10h	20h
1.60V/cell	316.8	248.8	205.5	153.6	122.0	89.5	72.2	60.6	52.3	41.3	33.7	18.3
1.65V/cell	292.2	232.8	195.3	148.0	118.2	87.6	70.7	59.3	51.4	40.5	33.2	18.0
1.70V/cell	272.4	220.8	185.1	142.4	114.5	85.5	69.2	58.2	50.4	39.8	32.5	17.8
1.75V/cell	243.6	204.0	175.2	134.8	110.9	83.1	67.2	56.8	49.4	39.2	32.0	17.6
1.80V/cell	217.2	184.0	160.6	124.4	104.0	79.0	64.9	55.3	48.3	38.6	31.2	17.4
1.85V/cell	173.7	158.8	141.6	112.8	95.0	73.6	61.3	52.7	46.0	36.9	30.2	16.6

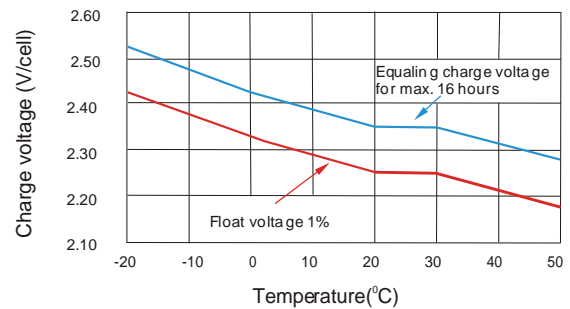
### Constant Power Discharge (Watts) at 20°C

F.V/Time	30min	45min	1h	1.5h	2h	3h	4h	5h	6h	8h	10h	20h
1.60V/cell	540.8	435.4	364.9	276.1	221.8	164.0	133.4	112.7	97.9	77.6	63.6	34.8
1.65V/cell	509.6	412.2	349.6	267.4	216.0	161.2	131.3	110.8	96.7	76.5	62.9	34.4
1.70V/cell	481.6	395.1	333.9	259.0	210.1	158.1	129.0	109.3	95.2	75.4	61.9	34.0
1.75V/cell	437.9	368.9	319.0	246.9	205.0	154.7	125.8	107.2	93.6	74.7	61.2	33.9
1.80V/cell	395.8	337.8	296.2	230.5	194.0	148.2	122.3	104.8	92.1	73.9	60.0	33.6
1.85V/cell	321.9	295.8	265.0	211.9	179.1	139.5	116.6	100.7	88.4	71.1	58.6	32.3

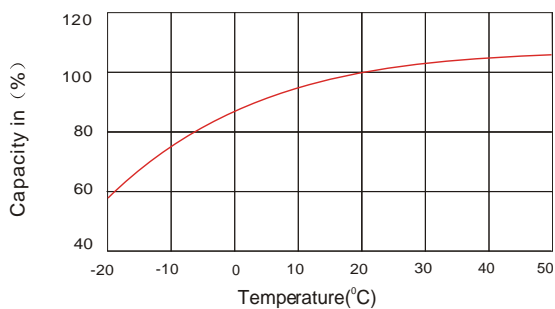
### Discharge Characteristics



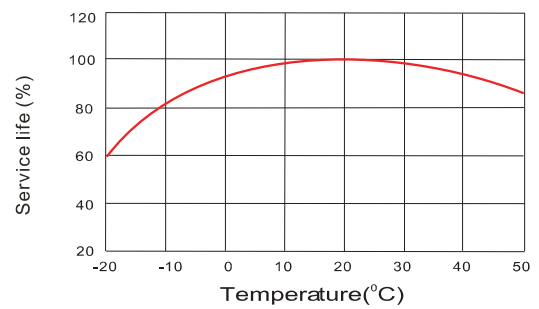
### Charge voltage Vs ambient temperature curve



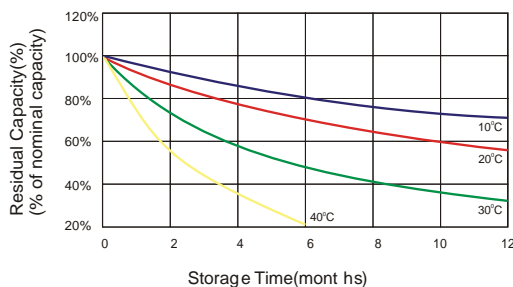
### Discharge capacity Vs Ambient temperature curve (1I0A)



### Relation curves of service life and ambient temperature



### Self Discharge Characteristics



No supplementary charge required (Carry out supplementary charge before use if 100% capacity is required.)

Supplementary charge required before use. Optional charging way:  
 1. Charged for above 3 days at current 0.1C A and constant voltage 2.25V/cell.  
 2. Charged for above 20 hours at current 0.1C A and constant voltage 2.45V/cell.  
 3. Charged for 8-10 hours at limited current 0.05CA .

Supplementary charge may often fail to recover the capacity. The battery should never be left standing till this is reached.