

# CXL60-12

12V 60AH

Extended Life



## CXL60-12

Awaiting Image

## Physical Specification

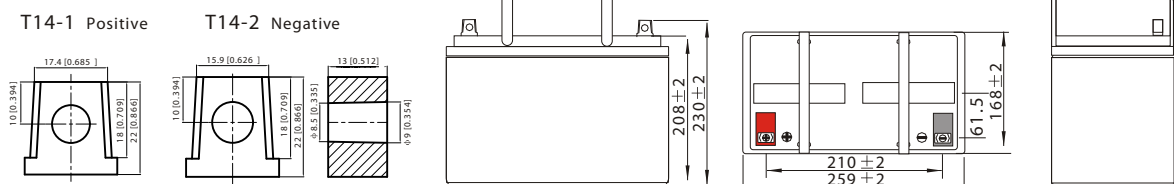
Part Number:	<b>CXL60-12</b>
Length:	<b>260 ± 3 mm (10.24inches)</b>
Width:	<b>168 ± 3 mm (6.61 inches)</b>
Container Height:	<b>210 ± 3 mm (8.26 inches)</b>
Total Height (with terminal):	<b>216 ± 3 mm (8.50 inches)</b>
Approx Weight:	<b>Approx 21 Kg</b>

## Specifications

	Nominal Voltage	12V	
	Nominal Capacity (10HR)	60AH	
Terminal Type	Standard Terminal	T6	
	Optional Terminal	T9 / T14	
Container Material	Standard Option	ABS	
	Flame Retardant Option (FR)	ABS (UL94:VO)	
Rated Capacity	64.2 AH/3.21A	(20hr, 1.80V/cell, 25°C / 77°F)	
	60.0 AH/6.0A	(10hr, 1.80V/cell, 25°C / 77°F)	
	52.2 AH/10.44A	(5hr, 1.75V/cell, 25°C / 77°F)	
	46.8 AH/15.6A	(3hr, 1.75V/cell, 25°C / 77°F)	
	37.2 AH/37.2A	(1hr, 1.60V/cell, 25°C / 77°F)	
Max Discharge Current	720A (5s)		
Internal Resistance	Approx 7.4mΩ		
Discharge Characteristics	Operating Temp. Range	Discharge: -15 ~ 50°C (5 ~ 122°F)	
		Charge: 0 ~ 40°C (32 ~ 104°F)	
		Storage: -15 ~ 40°C (5 ~ 104°F)	
	Nominal Operating Temp. Range	25 ± 3°C (77 ± 5°F)	
	Cycle Use	Initial Charging Current less than 18.0A. Voltage 14.4V ~ 15.0V at 25°C (77°F) Temp. Coefficient -30mV/°C	
	Standby Use	No limit on Initial Charging Current Voltage 13.5V ~ 13.8V at 25°C (77°F) Temp. Coefficient -20mV/°C	
Capacity affected by Temperature	40°C (104°F)	103%	
	25°C (77°F)	100%	
	0°C (32°F)	86%	
Design Floating Life at 20°C	15 Years		
Self Discharge	Canbat batteries may be stored for up to 6 months at 25°C(77°F) and then a refresh charge is required. For higher temperatures the time interval will be shorter.		

## Dimensions

### T14 Terminal



ALL DATA IS SUBJECT TO CHANGE WITHOUT NOTICE

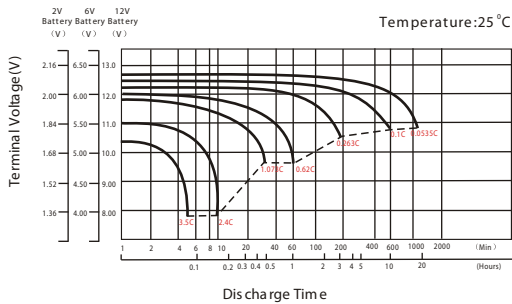
## Constant Current Discharge (Amperes) at 25 °C (77°F)

F.V/Time	10min	15min	20min	30min	45min	1h	2h	3h	4h	5h	6h	8h	10h	20h
1.85V/cell	70.2	59.0	52.4	43.4	33.5	28.7	18.6	14.0	11.4	9.62	8.43	6.76	5.81	3.10
1.80V/cell	80.3	66.3	57.9	47.2	36.2	30.3	20.0	15.0	12.2	10.2	8.93	7.12	6.00	3.21
1.75V/cell	91.2	74.7	64.0	51.3	39.4	33.0	20.8	15.6	12.6	10.4	9.21	7.36	6.16	3.29
1.70V/cell	103.0	82.9	70.6	56.0	42.5	34.9	21.9	16.4	13.1	11.0	9.65	7.67	6.40	3.38
1.65V/cell	110.7	88.8	75.2	59.1	45.0	36.1	22.7	17.1	13.7	11.4	9.99	7.93	6.58	3.48
1.60V/cell	121.7	97.2	81.6	63.0	46.7	37.2	23.3	17.5	14.0	11.7	10.2	8.06	6.72	3.54

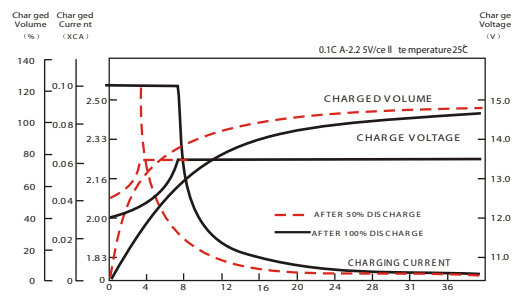
## Constant Power Discharge (Watts) at 25 °C (77°F)

F.V/Time	10min	15min	20min	30min	45min	1h	2h	3h	4h	5h	6h	8h	10h	20h
1.85V/cell	131.1	111.3	99.8	83.7	65.1	55.9	36.4	27.5	22.6	19.1	16.7	13.5	11.6	6.21
1.80V/cell	148.2	123.4	108.7	89.5	69.7	58.7	38.9	29.4	23.9	20.1	17.7	14.2	12.0	6.41
1.75V/cell	165.7	137.4	119.0	96.5	75.3	63.7	40.3	30.4	24.6	20.5	18.2	14.6	12.3	6.57
1.70V/cell	182.9	150.3	130.4	104.7	80.8	67.2	42.4	32.0	25.7	21.7	19.0	15.2	12.7	6.73
1.65V/cell	194.7	159.7	137.7	109.6	84.7	69.0	43.7	33.1	26.6	22.3	19.6	15.7	13.1	6.93
1.60V/cell	209.3	172.1	148.0	116.2	87.6	70.7	44.6	33.8	27.1	22.7	20.0	15.9	13.3	7.03

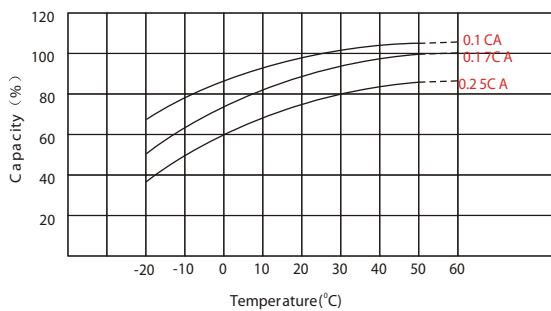
### Discharge Characteristics



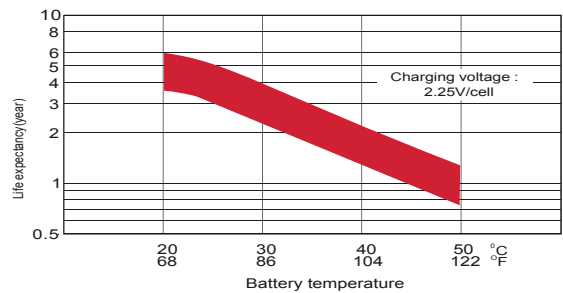
### Float Charging Characteristics



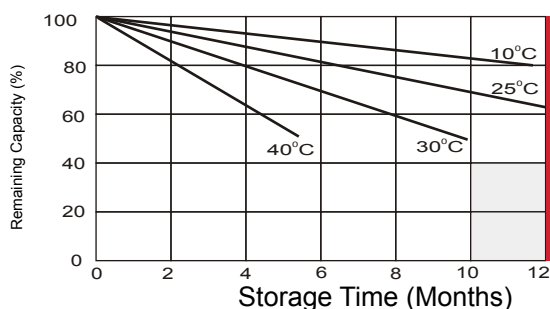
### Temperature Effects in Relation to Battery Capacity



### Effect of Temperature on Long Term Float Life



### Self Discharge Characteristics



A

No supplementary required  
(Carryout supplementary charge before use if 100% capacity is required.)

B

Supplementary charge required before use. Optional charging way as below:  
 1. Charged for above 3 days at limited current 0.25CA and constant voltage 2.25V/cell.  
 2. Charged for above 20 hours at limited current 0.25CA and constant voltage 2.25V/cell.  
 3. Charged for 8 ~ 10 hours at limited current 0.05 CA.

C

Supplementary charge may often fail to recover the capacity.  
The battery should never be left standing till this is reached.

ALL DATA IS SUBJECT TO CHANGE WITHOUT NOTICE