



CHR6-12

Awaiting Image

Physical Specification


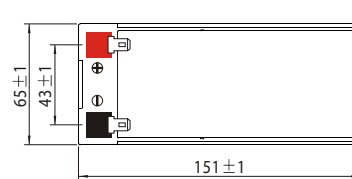
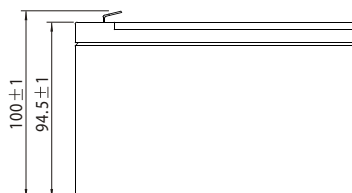
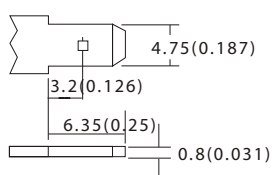
Part Number:	CHR6-12
Length:	151 ± 2 mm (5.95 inches)
Width:	65 ± 2 mm (2.56 inches)
Container Height:	94.5 ± 2 mm (3.72 inches)
Total Height (with terminal):	100 ± 2 mm (3.94 inches)
Approx Weight:	Approx 2.18 kg (4.81lbs)

Specifications

	Nominal Voltage	12V
	Nominal Capacity (20HR)	6AH
Terminal Type	Standard Terminal	T1
	Optional Terminal	-
Container Material	Standard Option	ABS
	Flame Retardant Option (FR)	ABS (UL94:VO)
Rated Capacity	6.20 AH/0.62A	(20hr, 1.80V/cell, 25°C / 77°F)
	6.00 AH/0.75A	(10hr, 1.80V/cell, 25°C / 77°F)
	5.40 AH/1.08A	(5hr, 1.75V/cell, 25°C / 77°F)
	4.92 AH/1.64A	(3hr, 1.75V/cell, 25°C / 77°F)
	4.54 AH/4.54A	(1hr, 1.60V/cell, 25°C / 77°F)
Max Discharge Current	90A (5s)	
Internal Resistance	Approx 20mΩ	
Discharge Characteristics	Operating Temp. Range	Discharge: -15 ~ 50°C (5 ~ 122°F)
		Charge: 0 ~ 40°C (5 ~ 104°F)
		Storage: -15 ~ 40°C (5 ~ 104°F)
	Nominal Operating Temp. Range	25 ± 3°C (77 ± 5°F)
	Cycle Use	Initial Charging Current less than 1.8A. Voltage 14.4V ~ 15.0V at 25°C (77°F) Temp. Coefficient -30mV/°C
	Standby Use	No limit on Initial Charging Current Voltage 13.5V ~ 13.8V at 25°C (77°F) Temp. Coefficient -20mV/°C
Capacity affected by Temperature	40°C (104°F)	103%
	25°C (77°F)	100%
	0°C (32°F)	86%
Design Floating Life at 20°C	12 + Years	
Self Discharge	Canbat batteries may be stored for up to 6 months at 25°C(77°F) and then a refresh charge is required. For higher temperatures the time interval will be shorter.	

Dimensions

T1 Terminal



ALL DATA IS SUBJECT TO CHANGE WITHOUT NOTICE

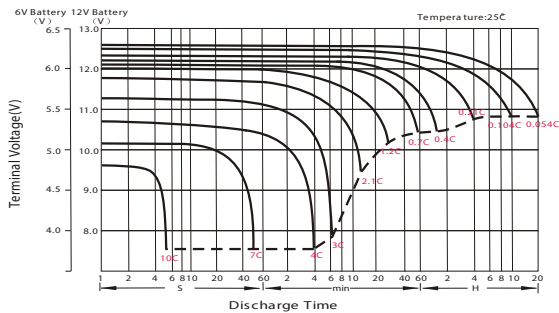
Constant Power Discharge (Watts/Cell) at 25 °C (77°F)

F.V/Time	5min	10min	15min	20min	30min	45min	1h	2h	3h	4h	5h	6h	8h	10h	20h
1.85V/cell	18.3	11.6	9.20	7.92	6.27	4.72	3.72	2.06	1.46	1.16	1.00	0.854	0.706	0.585	0.326
1.80V/cell	20.5	12.9	10.1	8.51	6.72	5.01	3.93	2.21	1.58	1.25	1.04	0.902	0.750	0.620	0.328
1.75V/cell	23.1	14.3	11.1	9.16	6.97	5.19	4.11	2.29	1.64	1.29	1.08	0.922	0.762	0.626	0.331
1.70V/cell	25.4	15.5	11.8	9.62	7.27	5.40	4.25	2.38	1.69	1.32	1.11	0.941	0.773	0.632	0.338
1.67V/cell	28.0	16.7	12.5	10.2	7.66	5.54	4.38	2.44	1.73	1.36	1.13	0.970	0.785	0.645	0.342
1.60V/cell	30.9	17.8	13.2	10.9	8.09	5.77	4.54	2.53	1.78	1.40	1.16	0.989	0.793	0.652	0.344

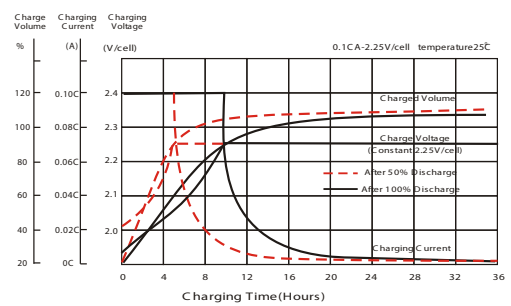
Constant Current Discharge (Amperes) at 25 °C (77°F)

F.V/Time	5min	10min	15min	20min	30min	45min	1h	2h	3h	4h	5h	6h	8h	10h	20h
1.85V/cell	33.5	21.5	17.2	14.9	11.9	9.09	7.18	4.01	2.87	2.31	2.00	1.72	1.39	1.15	0.648
1.80V/cell	37.1	23.6	18.6	15.8	12.6	9.54	7.55	4.26	3.07	2.45	2.06	1.79	1.46	1.22	0.652
1.75V/cell	40.9	25.5	20.1	16.9	13.0	9.80	7.86	4.40	3.18	2.52	2.13	1.84	1.48	1.23	0.658
1.70V/cell	43.8	27.2	21.1	17.6	13.5	10.2	8.08	4.57	3.26	2.58	2.18	1.87	1.50	1.24	0.669
1.67V/cell	47.6	29.1	22.3	18.5	14.1	10.3	8.29	4.67	3.32	2.64	2.22	1.91	1.52	1.27	0.678
1.60V/cell	51.3	30.3	23.0	19.5	14.7	10.7	8.55	4.80	3.40	2.71	2.27	1.95	1.53	1.28	0.680

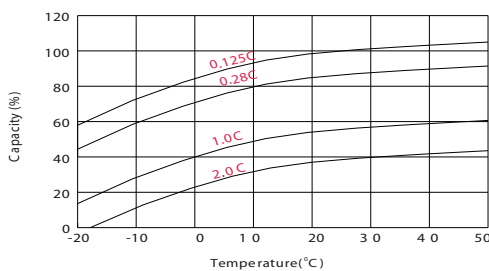
Discharge Characteristics



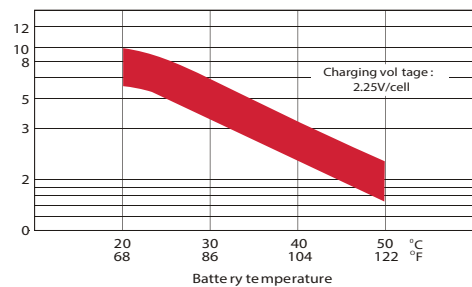
Float Charging Characteristics



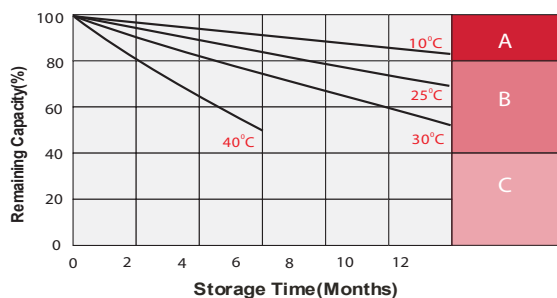
Temperature Effects in Relation to Battery Capacity



Effect of Temperature on Long Term Float Life



Self Discharge Characteristics



A

No supplementary required
(Carryout supplementary charge before use if 100% capacity is required.)

B

Supplementary charge required before use. Optional charging way as below:
 1. Charged for above 3 days at limited current 0.25CA and constant voltage 2.25V/cell.
 2. Charged for above 20 hours at limited current 0.25CA and constant voltage 2.25V/cell.
 3. Charged for 8 ~ 10 hours at limited current 0.05 CA.

C

Supplementary charge may often fail to recover the capacity.
The battery should never be left standing till this is reached.