

CHR 20-12

12V 20AH

High Rated



CHR20-12

Awaiting Image

Physical Specification

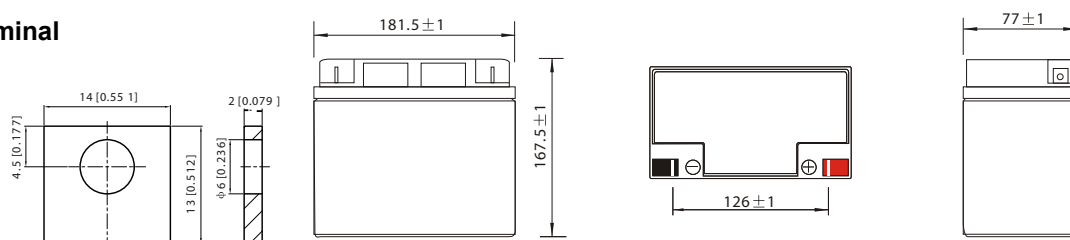
Part Number:	CHR20-12
Length:	181.5 ± 2 mm (7.14 inches)
Width:	77 ± 2 mm (3.03 inches)
Container Height:	167.5 ± 2 mm (6.59 inches)
Total Height (with terminal):	167.5 ± 2 mm (6.59 inches)
Approx Weight:	Approx 6.6 kg (14.6lbs)

Specifications

	Nominal Voltage	12V	
	Nominal Capacity (20HR)	20AH	
Terminal Type	Standard Terminal	T3	
	Optional Terminal	-	
Container Material	Standard Option	ABS	
	Flame Retardant Option (FR)	ABS (UL94:VO)	
Rated Capacity	20.4 AH/2.04A	(20hr, 1.80V/cell, 25°C / 77°F)	
	20.0 AH/2.50A	(10hr, 1.80V/cell, 25°C / 77°F)	
	18.5 AH/3.71A	(5hr, 1.75V/cell, 25°C / 77°F)	
	17.1 AH/5.69A	(3hr, 1.75V/cell, 25°C / 77°F)	
	16.7 AH/16.7A	(1hr, 1.60V/cell, 25°C / 77°F)	
Max Discharge Current	300A (5s)		
Internal Resistance	Approx 15mΩ		
Discharge Characteristics	Operating Temp. Range	Discharge: -15 ~ 50°C (5 ~ 122°F)	
		Charge: 0 ~ 40°C (5 ~ 104°F)	
		Storage: -15 ~ 40°C (5 ~ 104°F)	
	Nominal Operating Temp. Range	25 ± 3°C (77 ± 5°F)	
	Cycle Use	Initial Charging Current less than 6.0A. Voltage 14.4V~15.0V at 25 C(77 F)Temp. Coefficient -30mV/ C	
	Standby Use	No limit on Initial Charging Current Voltage 13.5V~13.8V at 25 C(77 F)Temp. Coefficient -20mV/ C	
Capacity affected by Temperature	40°C (104°F)	103%	
	25°C (77°F)	100%	
	0°C (32°F)	86%	
Design Floating Life at 20°C	12 + Years		
Self Discharge	Canbat batteries may be stored for up to 6 months at 25°C(77F) and then a refresh charge is required. For higher temperatures the time interval will be shorter.		

Dimensions

T3 Terminal



ALL DATA IS SUBJECT TO CHANGE WITHOUT NOTICE

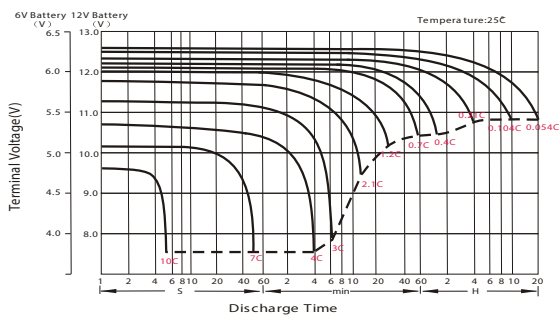
Constant Power Discharge (Watts/Cell) at 25 °C (77°F)

F.V/Time	5min	10min	15min	20min	30min	45min	1h	2h	3h	4h	5h	6h	8h	10h	20h
1.85V/cell	55.4	37.3	34.1	30.4	22.7	16.7	13.6	7.36	5.19	4.05	3.48	2.97	2.35	1.93	1.05
1.80V/cell	64.6	42.2	37.4	32.7	24.4	18.2	14.5	7.80	5.53	4.33	3.62	3.15	2.50	2.04	1.06
1.75V/cell	72.9	46.4	40.9	35.2	25.3	18.9	15.1	8.09	5.69	4.45	3.71	3.21	2.54	2.06	1.07
1.70V/cell	80.3	50.6	43.7	37.0	26.3	19.6	15.6	8.41	5.85	4.54	3.80	3.28	2.57	2.09	1.09
1.67V/cell	88.6	54.6	46.5	39.3	27.8	20.1	16.1	8.65	6.10	4.70	3.87	3.35	2.61	2.13	1.10
1.60V/cell	97.8	58.2	48.7	41.9	29.3	21.0	16.7	8.94	6.28	4.85	3.98	3.42	2.64	2.15	1.11

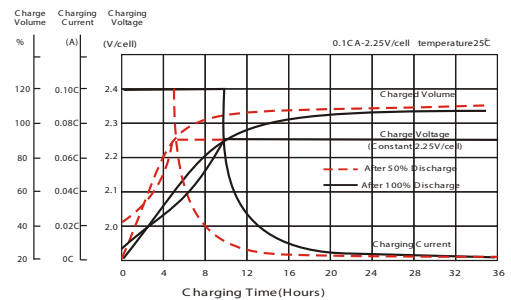
Constant Current Discharge (Amperes) at 25 °C (77°F)

F.V/Time	5min	10min	15min	20min	30min	45min	1h	2h	3h	4h	5h	6h	8h	10h	20h
1.85V/cell	101.2	68.9	63.6	57.4	43.3	32.1	26.2	14.3	10.2	8.01	6.93	5.95	4.75	3.93	2.16
1.80V/cell	116.9	77.1	68.9	60.8	45.7	34.7	27.8	15.1	10.8	8.51	7.16	6.28	5.02	4.16	2.17
1.75V/cell	129.1	83.3	74.4	64.8	47.1	35.6	28.9	15.6	11.0	8.70	7.33	6.38	5.10	4.20	2.19
1.70V/cell	138.3	88.8	78.3	67.6	48.8	36.9	29.7	16.1	11.3	8.87	7.48	6.50	5.16	4.24	2.23
1.67V/cell	150.4	95.0	82.7	71.3	51.0	37.5	30.5	16.5	11.8	9.15	7.61	6.62	5.23	4.32	2.26
1.60V/cell	162.1	98.9	85.3	75.1	53.5	38.9	31.4	17.0	12.1	9.40	7.79	6.75	5.27	4.35	2.27

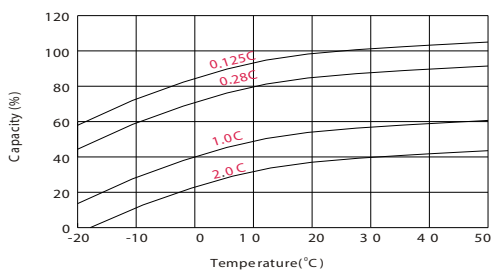
Discharge Characteristics



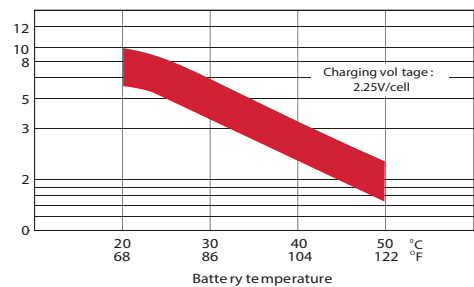
Float Charging Characteristics



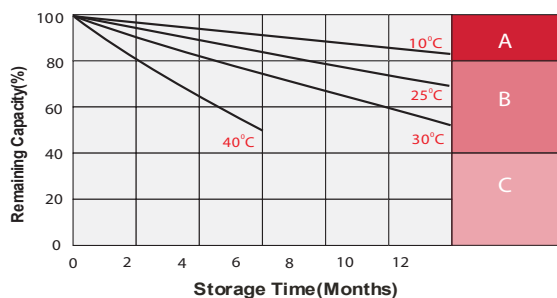
Temperature Effects in Relation to Battery Capacity



Effect of Temperature on Long Term Float Life



Self Discharge Characteristics



A

No supplementary required
(Carryout supplementary charge before use if 100% capacity is required.)

B

Supplementary charge required before use. Optional charging way as below:
 1. Charged for above 3 days at limited current 0.25CA and constant voltage 2.25V/cell.
 2. Charged for above 20 hours at limited current 0.25CA and constant voltage 2.25V/cell.
 3. Charged for 8 ~ 10 hours at limited current 0.05 CA.

C

Supplementary charge may often fail to recover the capacity.
The battery should never be left standing till this is reached.

ALL DATA IS SUBJECT TO CHANGE WITHOUT NOTICE