

CHR 110-12

12V 110AH

High Rated



CHR110-12

Awaiting Image

Physical Specification

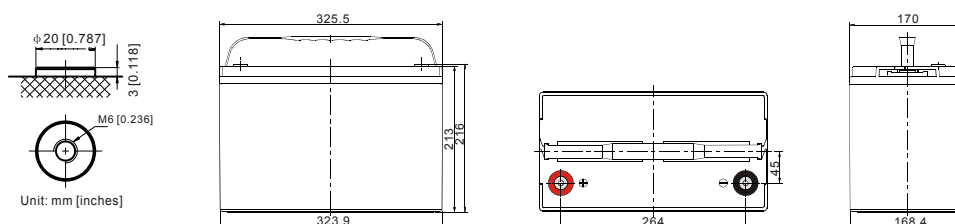
Part Number:	CHR 110-12
Length:	325.5 ± 2 mm (12.81 inches)
Width:	170 ± 2 mm (6.69 inches)
Container Height:	213 ± 2 mm (8.39 inches)
Total Height (with terminal):	216 ± 2 mm (8.50 inches)
Approx Weight:	Approx 31.4 kg (69.2 lbs)

Specifications

	Normal Voltage	12V
	Normal Capacity (20HR)	110AH
Terminal Type	Standard Terminal	T8
	Optional Terminal	-
Container Material	Standard Option	ABS
	Flame Retardant Option (FR)	ABS(UL94:VO)
Rated Capacity	21.5A	(10hr, 1.80V/cell, 25°C / 77°F)
	25.8A	(8hr, 1.80V/cell, 25°C / 77°F)
	37.8A	(5hr, 1.75V/cell, 25°C / 77°F)
	57.2A	(3hr, 1.75V/cell, 25°C / 77°F)
	151.4A	(1hr, 1.60V/cell, 25°C / 77°F)
Max Discharge Current	1650A (5s)	
Internal Resistance	Approx 3.6mΩ	
Discharge Characteristics	Operating Temp. Range	Discharge: -15 ~ 50°C (5 ~ 122°F)
		Charge: 0 ~ 40°C (32 ~ 104°F)
		Storage: -15 ~ 40°C (5 ~ 104°F)
	Nominal Operating Temp. Range	25 ± 3°C (77 ± 5°F)
	Cycle Use	Initial Charging Current less than 33.0A. Voltage 14.4V ~ 15.0V at 25°C (77°F) Temp. Coefficient -30mV/°C
	Standby Use	No limit on Initial Charging Current Voltage 13.5V ~ 13.8V at 25°C (77°F) Temp. Coefficient -20mV/°C
	Capacity affected by Temperature	40°C (104°F) 103%
	25°C (77°F) 100%	
	0°C (32°F) 86%	
Design Floating Life at 20°C	12+ Years	
Self Discharge	Canbat batteries may be stored for up to 6 months at 25°C(77°F) and then a refresh charge is required. For higher temperatures the time interval will be shorter.	

Dimensions

T8 Terminal



ALL DATA IS SUBJECT TO CHANGE WITHOUT NOTICE

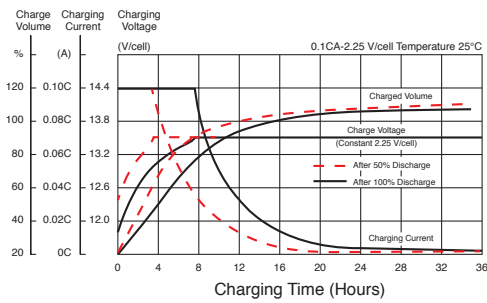
Constant Power Discharge Characteristics at 25°C /77°F, Unit: W

F.V (V/Cell)	5 min	10 min	15 min	20 min	30 min	45 min	1h	2h	3h	4h	5h	6h	8h	10h	20h
1.85V/cell	421.2	358.6	313.4	269.7	208.6	153.4	123.4	71.9	53.3	42.9	36.1	31.4	25.2	21.2	11.1
1.80V/cell	508.2	407.2	344.5	292.7	221.4	164.2	130.4	75.5	55.4	44.4	37.4	32.3	25.8	21.5	11.3
1.75V/cell	565.9	441.9	373.7	313.9	233.7	170.6	136.0	78.5	57.2	45.3	37.8	32.8	26.2	21.8	11.5
1.70V/cell	631.6	482.1	400.4	334.0	247.6	178.7	142.0	81.1	58.7	46.2	38.4	33.3	26.6	22.1	11.6
1.67V/cell	678.3	518.2	430.4	356.5	260.1	186.8	148.0	83.2	60.0	47.2	39.2	33.8	26.9	22.3	11.8
1.60V/cell	721.9	556.4	456.5	374.9	271.3	192.4	151.4	85.1	61.1	48.2	40.0	34.5	27.3	22.5	12.0

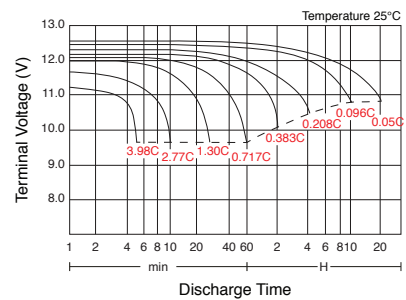
Constant Current Discharge Characteristics at 25°C /77°F, Unit: A

F.V (V/Cell)	5 min	10 min	15 min	20 min	30 min	45 min	1h	2h	3h	4h	5h	6h	8h	10h	20h
1.85V/cell	216.5	183.3	159.3	136.4	104.9	76.9	61.6	35.8	26.4	21.2	17.8	15.4	12.3	10.3	5.38
1.80V/cell	264.0	210.3	176.9	149.5	112.4	82.9	65.6	37.7	27.6	22.0	18.5	15.9	12.6	10.5	5.50
1.75V/cell	297.0	220.3	193.6	161.7	119.7	86.8	68.9	39.5	28.7	22.6	18.8	16.3	12.9	10.7	5.63
1.70V/cell	335.3	254.1	209.9	173.9	128.0	91.8	72.5	41.1	29.6	23.2	19.3	16.6	13.2	10.9	5.72
1.67V/cell	363.0	275.2	227.0	186.8	135.3	96.5	75.9	42.4	30.4	23.8	19.8	17.0	13.5	11.1	5.82
1.60V/cell	390.7	298.7	243.3	198.3	142.6	100.3	78.4	43.8	31.2	24.6	20.3	17.5	13.8	11.3	5.98

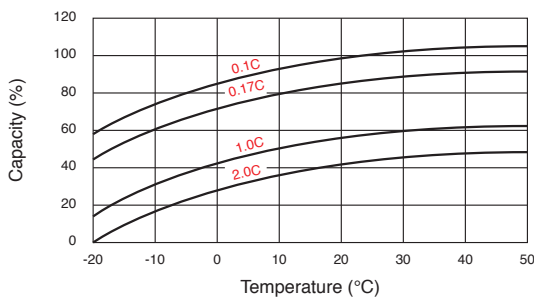
Discharge Characteristics



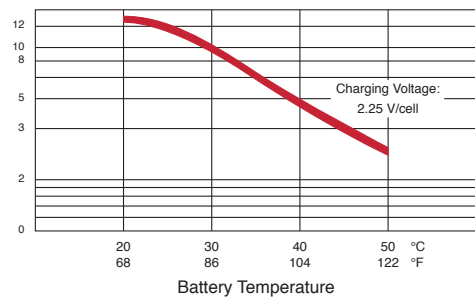
Float Charging Characteristics



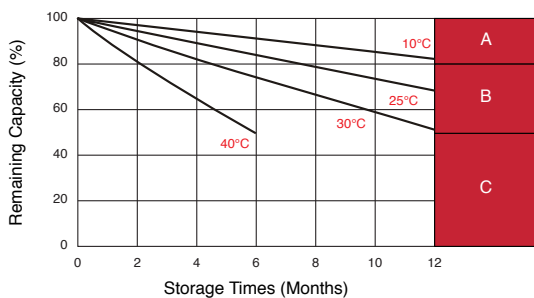
Temperature Effects in Relation to Battery Capacity



Effect of Temperature on Long Term Float Life



Self Discharge Characteristics



- A** No Supplementary charge required
(Carry out supplementary charge before use if 100% capacity is required.)
- B** Supplementary charge required before use. Optional charging way as below:
 1. Charged for above 3 days at limited current 0.25CA and constant voltage 2.25 V/cell.
 2. Charged for above 20 hours at limited current 0.25CA and constant voltage 2.45 V/cell.
 3. Charged for 8 ~ 10 hours at limited current 0.05CA.
- C** Supplementary charge may often fail to recover the capacity.
The battery should never be left standing till this is reached.

ALL DATA IS SUBJECT TO CHANGE WITHOUT NOTICE