

CFT100-12S

12V 100AH

Front Terminal



CFT100-12S

Awaiting Image

Physical Specification

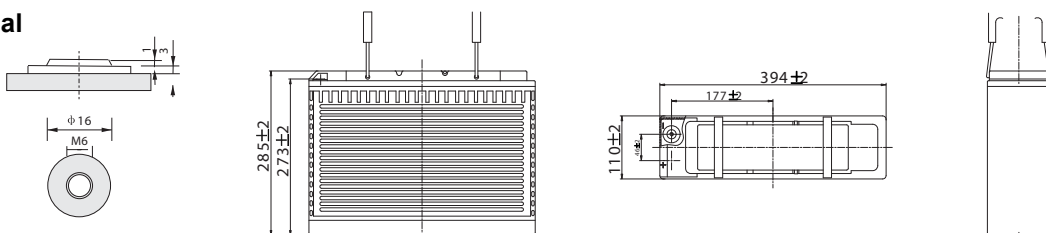
Part Number:	CFT100-12S
Length:	394 ± 3 mm (22.20 inches)
Width:	110 ± 3 mm (4.49 inches)
Container Height:	285 ± 3 mm (7.36 inches)
Total Height (with terminal):	285 ± 3 mm (7.36 inches)
Approx Weight:	Approx 34.5 Kg (78.5 lbs)

Specifications

	Nominal Voltage	12V
	Nominal Capacity (8HR)	100AH
Terminal Type	Standard Terminal	T6
	Optional Terminal	-
Container Material	Standard Option	ABS
	Flame Retardant Option (FR)	ABS (UL94:VO)
Rated Capacity	110.0 AH/5.50A	(20hr, 1.80V/cell, 25°C / 77°F)
	103.8 AH/103.8A	(10hr, 1.80V/cell, 25°C / 77°F)
	100.0 AH/12.5A	(5hr, 1.75V/cell, 25°C / 77°F)
	94.5 AH/18.9A	(3hr, 1.75V/cell, 25°C / 77°F)
	69.2 AH/69.2A	(1hr, 1.60V/cell, 25°C / 77°F)
Max Discharge Current	1000A (5s)	
Internal Resistance	Approx 4.3mΩ	
Discharge Characteristics	Operating Temp. Range	Discharge: -15 ~ 50°C (5 ~ 122°F)
		Charge: 0 ~ 40°C (32 ~ 104°F)
		Storage: -15 ~ 40°C (5 ~ 104°F)
	Nominal Operating Temp. Range	25 ± 3°C (77 ± 5°F)
	Cycle Use	Initial Charging Current less than 30.0A. Voltage 14.4V ~ 15.0V at 25°C (77°F) Temp. Coefficient -30mV/°C
	Standby Use	No limit on Initial Charging Current Voltage 13.5V ~ 13.8V at 25°C (77°F) Temp. Coefficient -20mV/°C
Capacity affected by Temperature	40°C (104°F)	103%
	25°C (77°F)	100%
	0°C (32°F)	86%
Design Floating Life at 20°C	12+ Years	
Self Discharge	Canbat batteries may be stored for up to 6 months at 25°C(77°F) and then a refresh charge is required. For higher temperatures the time interval will be shorter.	

Dimensions

T6 Terminal



ALL DATA IS SUBJECT TO CHANGE WITHOUT NOTICE

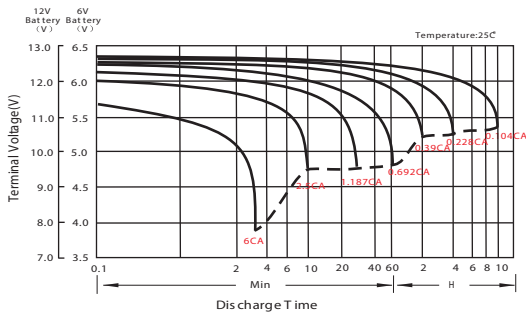
Constant Current Discharge (Amperes) at 25 °C (77°F)

F.V/Time	10min	15min	20min	30min	45min	1h	2h	3h	4h	5h	6h	8h	10h	20h
1.85V/cell	173.9	145.0	124.4	97.6	75.7	61.5	36.7	26.4	21.2	17.6	15.3	11.90	9.92	5.26
1.80V/cell	197.2	161.6	137.7	106.8	81.4	65.7	38.7	28.1	22.3	18.5	16.1	12.50	10.38	5.50
1.75V/cell	216.4	174.9	146.9	112.2	84.5	68.0	39.4	28.6	22.9	18.9	16.3	12.70	10.49	5.58
1.70V/cell	231.5	184.2	152.9	115.5	86.5	68.9	40.0	28.8	23.0	19.0	16.5	12.80	10.56	5.62
1.67V/cell	239.5	188.8	156.0	117.0	86.8	69.2	40.1	28.9	23.1	19.1	16.6	12.90	10.65	5.65
1.60V/cell	251.8	196.0	163.0	119.9	89.1	71.0	40.8	29.3	23.4	19.3	16.7	12.98	10.80	5.68

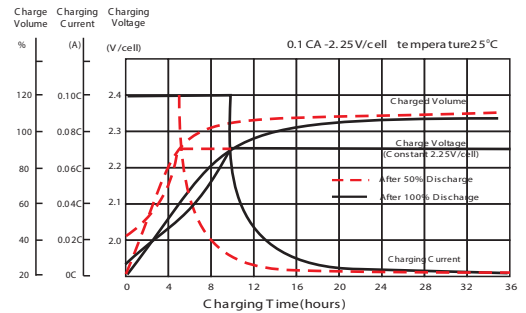
Constant Power Discharge (Watts) at 25 °C (77°F)

F.V/Time	10min	15min	20min	30min	45min	1h	2h	3h	4h	5h	6h	8h	10h	20h
1.85V/cell	324.8	273.4	237.0	187.9	147.0	119.9	72.0	52.0	41.9	34.8	30.3	23.7	19.8	10.52
1.80V/cell	363.9	300.7	258.5	202.5	156.9	127.3	75.4	55.0	43.8	36.4	31.7	24.9	20.7	10.98
1.75V/cell	393.0	321.4	273.3	211.1	161.4	131.2	76.6	55.7	44.8	37.1	32.1	25.2	20.9	11.14
1.70V/cell	411.0	333.9	282.2	216.1	164.5	132.5	77.5	56.2	45.0	37.2	32.5	25.4	21.0	11.21
1.67V/cell	423.6	340.8	286.8	218.4	164.5	132.8	77.6	56.1	45.1	37.3	32.6	25.5	21.2	11.25
1.60V/cell	433.0	346.9	295.4	221.0	167.0	134.9	78.2	56.5	45.4	37.6	32.7	25.6	21.4	11.30

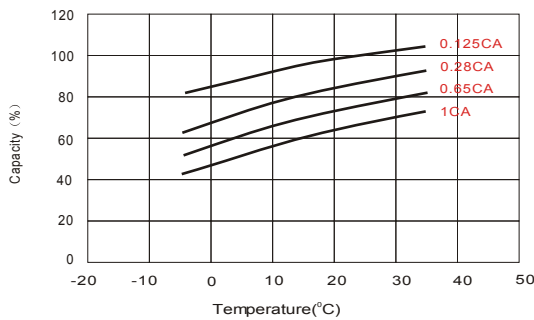
Discharge Characteristics



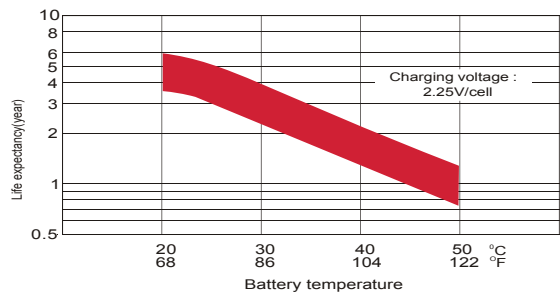
Float Charging Characteristics



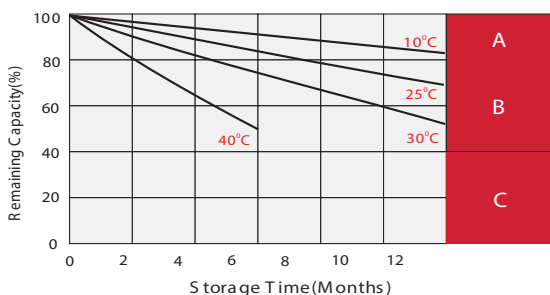
Temperature Effects in Relation to Battery Capacity



Effect of Temperature on Long Term Float Life



Self Discharge Characteristics



A

No supplementary required
(Carryout supplementary charge before use if 100% capacity is required.)

B

Supplementary charge required before use. Optional charging way as below:
 1. Charged for above 3 days at limited current 0.25CA and constant voltage 2.25V/cell.
 2. Charged for above 20 hours at limited current 0.25CA and constant voltage 2.25V/cell.
 3. Charged for 8 ~ 10 hours at limited current 0.05 CA.

B

Supplementary charge may often fail to recover the capacity.
The battery should never be left standing till this is reached.

ALL DATA IS SUBJECT TO CHANGE WITHOUT NOTICE